



MICHELLE TAYLOR  
PORTRAITS  
STUDIO

TOP  
**MUST  
HAVE**

AFFORDABLE  
BEAUTY PRODUCTS



**Clients always ask what makeup we use on them so this is for all of you! Thank you for inspiring us to make this list. I have been a makeup artist for 18 years and major makeup junkie. These items are our tried and true favorites that I use on all of my clients for their photoshoot.**



It's all about that base! Give your face a great base to work on with Elf's face primer. - Target Stores



Mary Kay Setting spray! Amazing with all day lasting power. I spray it before foundation and when I have finished the entire makeup application.



This is my everyday foundation. IT CC+Foundation leaves your skin dewy with great coverage. I love their brushes as well.



These are all my favorite foundations. NYX HD Studio, Maybelline Fit me, Elf, Mac face and body.



Smashbox Full exposere. My favorite shadow is the dark gunmetal grey. Most are all matte shadows that makes for a perfect smokey eye.



Urban Decay Naked Ultimate Basics. This is my favorite pallet of all. They are all matte shadows and stay all day long. I love using the black as liner.



Mac blending brushes, BH Cosmetic brushes and Elf. I just love Elf and they have amazing price points!



Ardell Natural lashes and DUO dark eyelash glue. I sometime cut the lashes in half and apply just to the edges of the eyes.



If I was on a desert island this would be my one product I would want with me. IT cosmetics BYE BYE UNDER EYE! Covers like nothing else but stays dewy on skin.



YSL Touche Eclat Radiance perfecting pen is nice when you need a little extra help with making darker under eyes disappear. I also use this as a highlighter.



For perfect brows I recommend Faces by Maryanna. Her micro blading is outstanding, but Anastasia Dip brow in Dark brown and blonde is my next favorite for eyebrows. Its easy to apply and looks real. It also last forever. One jar can last up to a year.



Mac lip pencils. I love all of them and you cant go wrong. I will fill in the entire lip and sometimes add chapstick over them and make it more of a lipstick consistency.



Loreal Lash Paradise in black. I also love Maybelline Great Lash in Black. and Loreal Voluminous Carbon Black.



Russian Red by MAC. This red works on all skin tones and is a perfect Matte red. With every white sheet session at the studio this is the color in all of the photos. The perfect Classic red.



Iron Shape by Redkin. Protects from styling damage. Another favorite is Kenra Thermal protecting Spray #19.



No more white hair volumizing powders. Joico Hair shake gives volume and smells so good. You can spray it all over for volume or just at the scalp. When you I need more lift just scrunch it up and poof! Volume!



I have been using this hairspray for over 10 years. This is one of the best hairsprays! Big sexy hair.



LOVE THIS SO MUCH! I cannot believe how great this works. I will never buy the cheaper dry shampoos after this. Game changer. Some mornings I dont have time and this saves me so I can still drop my son off at school with out looking like a hot mess. lol



Loreal #370 Jennifer's Nude lipstick. I searched for a long time for the perfect nude. I even bought a \$40 YSL lipstick thinking it was perfect but it had a weird taste. This is my favorite and it's only \$6



ELF runway ready lip palette. Honestly there is not one item of ELF's products that I don't like. These colors are beautiful and for a great price.




Mac Lipstick in Brave and Please Me are favorite pinks.



IT Cosmetics Vitality lip flush. This is a lip stain that has a bit of natural pink and last all day. It's a gloss and is very hydrating.





This blush by Milani is a perfect dupe for NARS Orgasm blush that retails for about \$30. Milani O5 Luminoso blush is about \$6. Can't beat that. Also this blush looks amazing on everyone! All skin tones and I use it on all of my clients.



where to buy?

ULTA  
SEPHORA  
Target  
Mac stores  
MaryKay  
Drugstores  
Amazon

Here are a few examples of the  
above products on our clients



BEAUTIFUL BEFORE & AFTER



# MAKING FACES

EST. 1996

I look at makeup as a way of expressing myself and making my client's beautiful features pop! I fell in love with makeup when I was 15. I was given a makeup book by Kevyn Aucoin and my life was forever changed. Kevyn's Images in his book took the everyday woman and made her transform into her supermodel self. It was fun, creative and I dove right into this world of makeup artistry.

I would gather my girlfriends and apply the makeup how he said to from his book. Then I would take their picture with my disposable camera. I was so drawn to beauty and these images set my heart on fire.

## MISSION:

For all women, all ages and sizes to realize their true beauty is better than what you see in the magazines

Over the past 12 years of photographing women, my mission became very clear. I heard so many stories from women that were just incredible. Some heartbreaking, empowering, and the wanting to feel good in their own skin.

## THIS IS WHAT I WANT FOR YOU:


I want to show you in a world of not good enough that you are seen and your beauty is uniquely yours. You are perfectly made and I WANT TO SHOW YOU YOUR BEAUTY!

Looking like everyone else is boring. Embrace your beauty and who you are.

*Xo, Michelle*

To see a complete portfolio,  
behind the scenes, images, and more  
Before & afters; check out our website:

[WWW.MICHELLETAYLORPORTRAITS.COM](http://WWW.MICHELLETAYLORPORTRAITS.COM)



**M | T**  
**MICHELLE TAYLOR**

P O R T R A I T S

FOR BOOKINGS AND INQUIRES 206.678.3718



BEFORE